



# Residential rate plan pricing

## Choose the plan that's right for you

Prices for all rate plans on this page are effective March 1, 2025.  
For the latest rate plan prices (cost kWh) visit our [Tariffs page](#).

Get a  
personalized rate  
comparison

OFF-PEAK PEAK PARTIAL PEAK

### Tiered Rate Plan (E-1) [pge.com/tieredrateplan](http://pge.com/tieredrateplan)

#### Tier 1

Up to 100% of Baseline Allocation

41¢

#### Tier 2

> 100% of Baseline Allocation

51¢

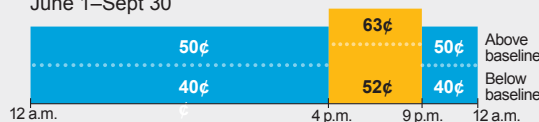
### Time-of-Use Rate Plans [pge.com/tourates](http://pge.com/tourates)

#### Time-of-Use (E-TOU-C)

Peak Pricing 4–9 p.m. Every Day

##### Summer Season

June 1–Sept 30



##### Winter Season

Oct 1–May 31




#### Time-of-Use (E-TOU-D)

Peak Pricing 5–8 p.m. Weekdays


##### Summer Season

June 1–Sept 30



##### Winter Season


Oct 1–May 31



### Electric Home Rate Plan (E-ELEC)\* [pge.com/electrichome](http://pge.com/electrichome)


#### Summer Season

June 1–Sept 30



#### Winter Season

Oct 1–May 31




### Electric Vehicle (EV) Rate Plans [pge.com/evrates](http://pge.com/evrates)

#### Home Charging EV2-A


##### Summer Season

June 1–Sept 30



##### Winter Season

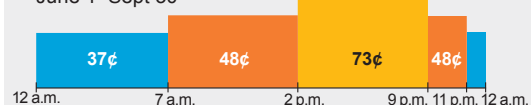
Oct 1–May 31



#### Electric Vehicle Rate Plan EV-B

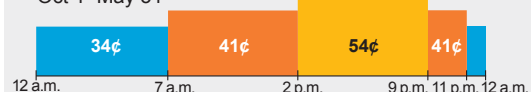
##### Summer Season

June 1–Sept 30



##### Winter Season

Oct 1–May 31



\* The Electric Home Rate Plan includes a \$15-per-month Base Services Charge that lowers the price you pay per unit of energy (KWh), on average, compared to other rate plans.

Due to rounding, the displayed pricing may not exactly match the prices displayed on your bill. Pricing is estimated to the nearest one cent. Listed prices may not reflect recent changes to rate plan pricing.

Baseline Allowance consists of an allotment of energy available at the lowest price, based on where you live, your heating source, and the season (summer or winter). [Learn more about Baseline Allowance.](#)

These graphs and comparisons are provided for illustrative purposes only and do not constitute a representation or recommendation by PG&E as to what rate is best for you. PG&E cannot guarantee the accuracy, completeness or usefulness of the information. PG&E expressly disclaims any and all liability for any damages of any nature (including direct, indirect, incidental and consequential) arising in connection with the use of this information. This comparison depicts unit pricing in effect on the date noted. It does not include all fees such as local taxes or surcharges.