

Document Name	User Manual
Module Name	e-Payment
User Type	Dealer
Location	Nagaland

Prepared by	M/s. Wipro Ltd
Reviewed by	NIC Bangalore
Submitted to	Department of Taxes- Nagaland

Version No	0.2
Submission Date	11/04/2012

Version Control

Version no	Submission Date	Description of Changes made
0.1	26/01/2012	First version
0.2	11/04/2012	Version 0.2 <ul style="list-style-type: none">• Screenshots updated

Table of Contents

List of Abbreviations	4
About this Manual	5
Introduction to TAXSoft application.....	6
Services offered through TAXSoft application.....	6
Introduction to web portal	6
Introduction to e – Payment Module.....	8
Process of e-Payment.....	8
Steps to Perform e>Returns (Monthly/Quarterly):-	9
To make e-Payment for VAT	10
To make e-Payment for CST	16
To verify e-Payment	23
To print e-Challan.....	25

List of Abbreviations

Abbreviation	Expansion
CST	Central Sales Tax Act
FAQ	Frequently Asked Questions
NIC	National Informatics Centre
VAT	Value Added Tax
PAN	Permanent Account Number
.jpg	Joint Photographic Group. Used as a file extension
.pdf	Portable Document Format. Used as a file extension

About this Manual

Purpose

The purpose of this manual is to describe the e-Payment functionality available through the web portal of Department of Taxes, Nagaland for the dealers who wishes to make online payment for Returns (VAT/CST), Registration, others.

Intended Audience

This document is intended to the dealers and other business men in Nagaland who file their returns with the VAT department.

Introduction to TAXSoft application

TAXSoft is a software application developed and customized by National Informatics Center (NIC) for the benefit of the VAT department for the administration of tax that comes under their purview. A link for the TAXSoft application is provided in the departmental website under the 'e-services Online' menu. The application mainly caters to the dealers and department officials bringing in the benefits of computerization and modernizing their operations through information technology.

Services offered through TAXSoft application

1. e-Registration
2. e>Returns
3. e-Payment
4. e-CST
5. e-Purchase & Sales
6. e-TDS
7. e-Audit
8. e-Refund

Introduction to web portal

The Department of Taxes, Nagaland has launched a web portal with the URL <http://www.nagalandtax.nic.in/>. The web portal offers different kinds of e-services to the dealers under Value Added Tax (VAT) and Central Excise Tax (CST).



The portal offers major functionalities like:-

- e-services such as e-registration, e>Returns , e-refund, e-payment, , e-purchase/e-sales, e-Audit, e-TDS, e-CST etc.
- Tracking the status of various applications on-line
- Various dealer services such as Information on Schedules,Tax rates etc.
- Latest News, updates
- Acts,Rules,Notifications
- FAQs, Query posting and replying

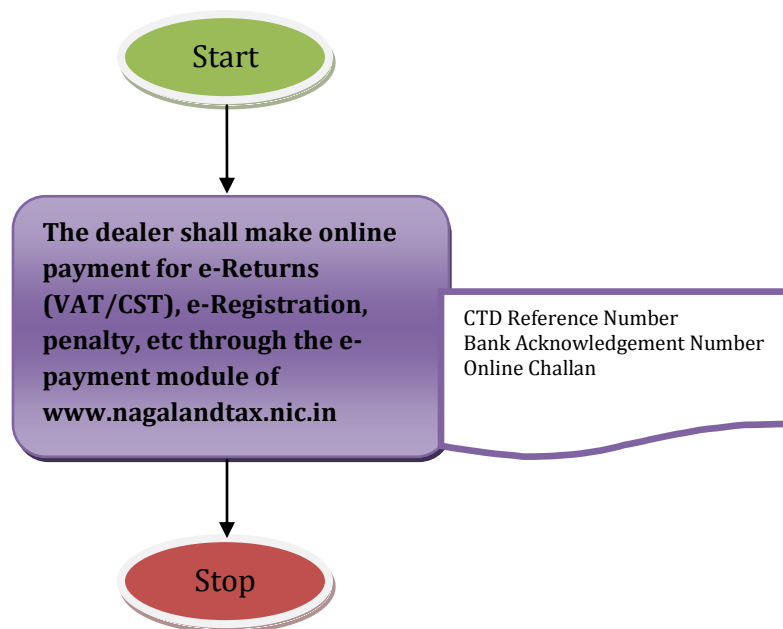
Introduction to e – Payment Module

Since e-Payment is a new concept to the state of Nagaland, this booklet has been prepared with a view to provide step-by-step guidance to the dealers for making online payment through the e-Payment module. The dealer can also access the details for Bank Helpline, Procedure to make e-Payment and the banks authorized. This booklet contains details and screenshots for making online payment for a monthly and quarterly dealer who is registered with the Taxation department.

The Salient features of the e-Payment Modules are:-

- Online payment for e>Returns (VAT/CST), e-Registration, etc
- Online generation of reference number upon making online payment
- Online payment challan

Process of e-Payment



Steps to Perform e>Returns (Monthly/Quarterly):-

Visit <http://www.nagalandtax.nic.in/>, and click on the button e-Payment as shown in the below screen.



To make e-Payment for VAT

To make e-Payment for VAT, Click on the link 'VAT-[Value Added Tax].



Upon clicking the VAT link, the screen displayed below shall appear. If the dealer is a registered under VAT, the following screen shall appear. Enter relevant details in the below screen. After entering all the details, click on the button 'Next'.

Verify the details before submitting.

The screenshot shows the 'e-Payment for VAT' form. The form is divided into several sections: 'Registered Dealer' with fields for 'Enter TIN *' and 'Prop./Company Name and Address *'; 'Payment Type' with radio buttons for 'MONTHLY', 'QUARTERLY', and 'ON DEPT. DEMAND'; 'TAX DETAILS' with fields for 'Tax Amount *', 'Interest Amount *', 'Penalty Amount *', 'Other Amount *', and 'Total Amount *'; 'E-Payment Through Bank *' with a dropdown menu showing 'STATE BANK OF INDIA'; and 'Mobile no.(For SMS)'. At the bottom of the form, there are two buttons: 'NEXT' and 'EXIT'.

Government of Nagaland
Department of Taxes

...: e-Payment for VAT ...

☒ Registered Dealer

Enter TIN * 13500106049

Prop./Company Name and Address * AVIKA SWU, M/S PURPLE
ADDRESS: M.K. MARKETMAIN TOWNKORIMA797046

Payment Type * ☐ MONTHLY ☒ QUARTERLY ☐ ON DEPT. DEMAND

Tax Period * Year (YYYY) Quarter SELECT

TAX DETAILS

Tax Amount * 0

Interest Amount * 0

Penalty Amount * 0

Other Amount * 0

Total Amount * 0

E-Payment Through Bank * STATE BANK OF INDIA

Mobile no.(For SMS)

NEXT EXIT

Field Name	Description
Enter TIN	Enter the TIN number against which the ePayment is to be done
Prop/Comp name and address	Prop/Comp name and address shall be generated automatically by the application
Office code	Office code shall be generated automatically by the application
Payment type	Select the period, payment is made either monthly, quarterly or on department's demand
Tax Period	Enter the TAX period
Tax amount	Enter the TAX amount to be paid through e-Payment
Interest amount	Enter the INTEREST amount to be paid through e-Payment
Penalty amount	Enter the PENALTY amount to be paid through e-Payment
Other amount	Enter OTHER amount to be paid through e-Payment
Total amount	Shall be generated by the application
e-Payment through Bank	Select the bank from the dropdown list. through which e-Payment is to be done
Mobile number	Enter mobile number of the Dealer Company

Upon clicking 'Next', the screen displayed below shall appear. Enter the security check pass code as shown in the below screen and click on the button 'Check'. Upon clicking the button 'Check', the message shall be displayed as 'Accepted' if the security check entered is correctly filled.

Click on the button 'Submit' to submit the payment for VAT form.



**Government of Nagaland
Department of Taxes**

**UNITY
GOVERNMENT OF NAGALAND**

e-Payment(VAT) Submit - Form

VERIFY THE ENTERED DETAILS BEFORE SUBMITTING

TAX CATEGORY	VAT	Prop/Comp. Name	AVIKA SWU M/S PURPLE
TIN	13500106049	Address	M.K. MARKETMAIN TOWNKOH/IMA797046
LVO/VSO Code	7	Quarter	JAN-MAR
Tax Period - Year	2012	Order Date	-
Order No	-		
Designation	-		
Mobile No			
Tax Amount	1		
Interest Amount	0		
Penalty Amount	0		
Other Amount	0		
Total Amount	1	RUPEES ONE ONLY	
E-Payment Through	STATE BANK OF INDIA		

SECURITY CHECK : CZTHTAT

CZTHTAT

Enter the values as displayed in the image



**Government of Nagaland
Department of Taxes**

**UNITY
GOVERNMENT OF NAGALAND**

e-Payment(VAT) Submit - Form

VERIFY THE ENTERED DETAILS BEFORE SUBMITTING

TAX CATEGORY	VAT	Prop/Comp. Name	AVIKA SWU M/S PURPLE
TIN	13500106049	Address	M.K. MARKETMAIN TOWNKOH/IMA797046
LVO/VSO Code	7	Quarter	JAN-MAR
Tax Period - Year	2012	Order Date	-
Order No	-		
Designation	-		
Mobile No			
Tax Amount	1		
Interest Amount	0		
Penalty Amount	0		
Other Amount	0		
Total Amount	1	RUPEES ONE ONLY	
E-Payment Through	STATE BANK OF INDIA		

SECURITY CHECK : CZTHTAT

CZTHTAT

Accepted

Note down the e-Payment Reference Number which will be generated as mentioned in the below screen.



**Government of Nagaland
Department of Taxes**

**UNITY
GOVERNMENT OF NAGALAND**

Please Note Down this e-Payment Reference No for future Reference:

135010159

Click on the button 'Click here for payment'. Upon clicking the button, following screen shall be displayed. Login with the relevant Bank online account credentials.

भारतीय स्टेट बैंक
State Bank of India
With you - all the way

Online SBI

Login 25-Jan-2012 [03:49 PM IST]

User Name *

Password *

☐ Enable Virtual Keyboard

Submit Reset

[Click here](#) to abort this transaction and return to the VAT Department, UT Administration of Daman site.

This site uses highly secure 256-bit encryption certified by VeriSign.

Disclaimer: The privacy of contract is between you and the service provider. Bank is only facilitating a payment mechanism and is not responsible for any deficiency in service by the service provider.

> Mandatory fields are marked with an asterisk (*)
 > Do not provide your username and password anywhere other than in this page
 > Your user name and password are highly confidential. Never part with them. SBI will never ask for this information.

© Copyright SBI Privacy Statement | Disclosure | Password Management | Security Tips | Terms of Use

Upon entering the User Name and Password, the following screen shall be displayed. The Dealer has to select the account number/nick name, account type, branch and balance and verify the details and click on the button 'Confirm'.

भारतीय स्टेट बैंक
State Bank of India
With you - all the way

Online SBI

Welcome : INTERNET BANKING TEST ACCOUNT

Logout

Your previous site visit: 25-Jan-2012 15:49 IST

Nagaland Govt 25-Jan-2012 [16:05 IST] Help

You can debit any of your transaction accounts to pay Nagaland Govt.

Select an account and enter Nagaland Govt payment details

Account No. / Nick name	Account Type	Branch	Balance
INTERNET BANKING	Savings Account	KONKAN BHAVAN	INR 8.84

Selected Account: INTERNET BANKING

Reference No: 1350010109

Tax Payer's Id. No: 13140001027

Tax Category: VAT

Name of Business: M/S Hills Hardware

Head of Account: 1

Tax Amount: 1

Interest Amount: 0

Penalty Amount: 0

Other Payment: 0

Registration Fees: 0

Total Amount: 1

Confirm Reset

Upon clicking the button 'Confirm', the following screen shall be displayed where the dealer has to confirm the debit account details.

Your previous site visit: 25-Jan-2012 15:49 IST

Nagaland Govt 25-Jan-2012 [16:05 IST] [Help](#)

Please find below the last three transactions made by you for Nagaland Govt.

Reference No.	Account No.	Branch Name	Transaction Date	Amount (INR)	Status
IK13987393	00000030444052610	KONKAN BHAVAN	23-Jan-2012	1.00	Success
IK13487926	00000030444052610	KONKAN BHAVAN	29-Dec-2011	1.00	Success
IK13486041	00000030444052610	KONKAN BHAVAN	29-Dec-2011	1.00	Success

Verify and confirm Nagaland Govt transaction details

Debit Account Details

Account No.	Description	Branch
00000030444052610	Savings Account	KONKAN BHAVAN

Reference No 1350010109

Tax Payer's Id. No 13140001027

Tax Category VAT

Name of Business M/S Hills Hardware

Head of Account 1

Tax Amount 1

Interest Amount 0

Penalty Amount 0

Other Payment 0

Registration Fees 0

Total Amount 1

[Confirm](#) [Back](#)

Once the payment has been made, the following screen shall be displayed. After 10 second the screen for Successful payment shall be displayed. If the dealer wants, he/she can click on the button 'Click Here' mentioned at the bottom of the screen.

भारतीय स्टेट बैंक
State Bank of India
With you - all the way

Online SBI
Welcome : INTERNET BANKING TEST ACCOUNT

Your previous site visit: 25-Jan-2012 15:49 IST

Nagaland Govt 25-Jan-2012 [04:05 IST] [Help](#)

Account Details

Reference No	IK14047919
Debit Account No.	00000030444052610
Reference No	1350010109
Amount	INR 1.00
Status	Completed Successfully
Debit Branch	KONKAN BHAVAN
Date - Time	25-Jan-2012 16:05 IST

[Click here](#) to return to the Nagaland Govt site. Else, you will be automatically redirected to the Nagaland Govt site in 10 seconds.

© Copyright SBI Privacy Statement | Terms of Use

Government of Nagaland
Department of Taxes


UNITE
GOVERNMENT OF NAGALAND

....: e-Payment Verification :....

Payment Details


Amount Credited to CTD	1
e-Payment Reference No	135010159
Payment Status	YES
Payment Description	COMPLETED SUCCESSFULLY.
Please note down the Payment Id of Bank	IK16075926
YOUR PAYMENT TRANSACTION IS SUCCESSFUL!	
GOTO MAIN PAGE	
CLICK HERE FOR E-CHALLAN	

If the dealer wants to go to the main page, click on the button 'Go to Main Page', or else if the dealer wants to print the Challan, click on the button 'Click here for e-Challan'. Once the dealer clicks on the button 'Click here for e-Challan', the challan shall be displayed. The dealer can take the print out of the Challan by clicking on the button 'Print'.

 Department of Taxes e-Challan	
Form VAT 9	
See Rule 44	
Original	
Date : 11/04/2012	
Bank Challan Reference No	00000721104201200124
Name of the bank	STATE BANK OF INDIA
Bank Unique Reference No. (BURN)	IK16075926
Unique Payment Reference No (UPRN)	135010159
Tax Type	VAT
Dealer's	
TIN/REG.No:	13500106049
Name :	AVIKA SWU M/S PURPLE
Period :	JAN-MAR,2012
Details of Payment	
Head of Account	
0040 - Sales Tax	
Tax Amount	1.00
Interest	0.00
Penalty	0.00
Registration Fee	0.00
Others	0.00
TOTAL AMOUNT	1.00
Amount (In Words)	
Rupees : One Only	

To make e-Payment for CST

Click on the link 'CST (Central Sales Tax)' to make payment for CST.



Upon clicking the CST link, the following screen shall appear. Enter relevant details in the below screen. Once the details has been filled, click on the button 'Next'.

The screenshot displays the 'e-Payment for CST' form. The header is identical to the previous screen. The form is titled 'e-Payment for CST' and contains several input fields and sections. At the top, there are radio buttons for 'Registered Dealer' (selected) and 'VAT Dealers / CST Only Dealers'. Below this are fields for 'Enter TIN *', 'Prop./Company Name and Address *', and 'Payment Type *' with radio buttons for 'MONTHLY', 'QUARTERLY', and 'ON DEPT. DEMAND'. A section titled 'TAX DETAILS' includes fields for 'Tax Amount *', 'Interest Amount *', 'Penalty Amount *', 'Other Amount *', and 'Total Amount *', each with a numeric input field showing '0'. Below this is a dropdown menu for 'E-Payment Through Bank *' set to 'STATE BANK OF INDIA', and a field for 'Mobile no. (For SMS)'. At the bottom, there are 'NEXT' and 'EXIT' buttons.

Field Name	Description
Enter TIN	Enter the TIN number against which the ePayment is to be done
Prop/Comp name and address	Prop/Comp name and address shall be generated automatically by the application
Payment type	Select the period, payment is made either monthly, quarterly or on department's demand
Tax amount	Enter the TAX amount to be paid through e-Payment
Interest amount	Enter the INTEREST amount to be paid through e-Payment
Penalty amount	Enter the PENALTY amount to be paid through e-Payment
Other amount	Enter OTHER amount to be paid through e-Payment. Also enter the description for OTHER amount
Composition amount	Enter the COMPOSITION amount to be paid through e-Payment
Security amount	Enter the SECURITY amount to be paid through e-Payment
Total amount	Shall be generated by the application
e-Payment through Bank	Select the bank from the dropdown list. through which e-Payment is to be done
Mobile number	Enter mobile number of the Dealer Company
Tax/ Penalty/ Compensation money	Enter the details for the following. <ul style="list-style-type: none"> • Paid To • Paid By

Enter the Security Check passcode and click on the button 'Submit'.

Once the security check passcode has been accepted, click on the button 'Submit' to proceed further.

**Government of Nagaland
Department of Taxes**

UNIFY
GOVERNMENT OF NAGALAND

e-Payment(VAT) Submit - Form

VERIFY THE ENTERED DETAILS BEFORE SUBMITTING

TAX CATEGORY	CST	Prop/Comp. Name	AVIKA SWU M/S PURPLE
TIN	13500106049	Address	M.K. MARKETMAIN TOWNKOH/MA797046
LVO/VSO Code	7	Quarter	JAN-MAR
Tax Period - Year	2012	Order Date	-
Order No	-		
Designation	-		
Mobile No			
Tax Amount	1		
Interest Amount	0		
Penalty Amount	0		
Other Amount	0		
Total Amount	1		RUPEES ONE ONLY
E-Payment Through	STATE BANK OF INDIA		

SECURITY CHECK : **KXT0GYB**

Enter the values as displayed in the image

**Government of Nagaland
Department of Taxes**

e-Payment(VAT) Submit - Form

VERIFY THE ENTERED DETAILS BEFORE SUBMITTING

TAX CATEGORY	CST	Prop/Comp. Name	AV/KA SWU M/S PURPLE
TIN	13500106049	Address	M.K. MARKETMAIN TOWNKOHIMA797046
LVO/VSO Code	7	Quarter	JAN-MAR
Tax Period - Year	2012	Order Date	-
Order No	-		
Designation	-		
Mobile No			
Tax Amount	1		
Interest Amount	0		
Penalty Amount	0		
Other Amount	0		
Total Amount	1	RUPEES ONE ONLY	
E-Payment Through	STATE BANK OF INDIA		

SECURITY CHECK : **KXT0GYB**

Accepted

Note down the e-Payment Reference number for further usage. Click on the button 'Click here for payment' to proceed further.

**Government of Nagaland
Department of Taxes**

Please Note Down this e-Payment Reference No for future Reference:

1372010160

Login with the relevant Bank online account credentials.

**भारतीय स्टेट बैंक
State Bank of India**
With you - all the way

Login 25-Jan-2012 [03:49 PM IST]

User Name *

Password *

☐ Enable Virtual Keyboard

[Trouble logging in](#) | [FAQ](#) | [About Phishing](#)

[Click here](#) to abort this transaction and return to the VAT Department, UT Administration of Daman site.

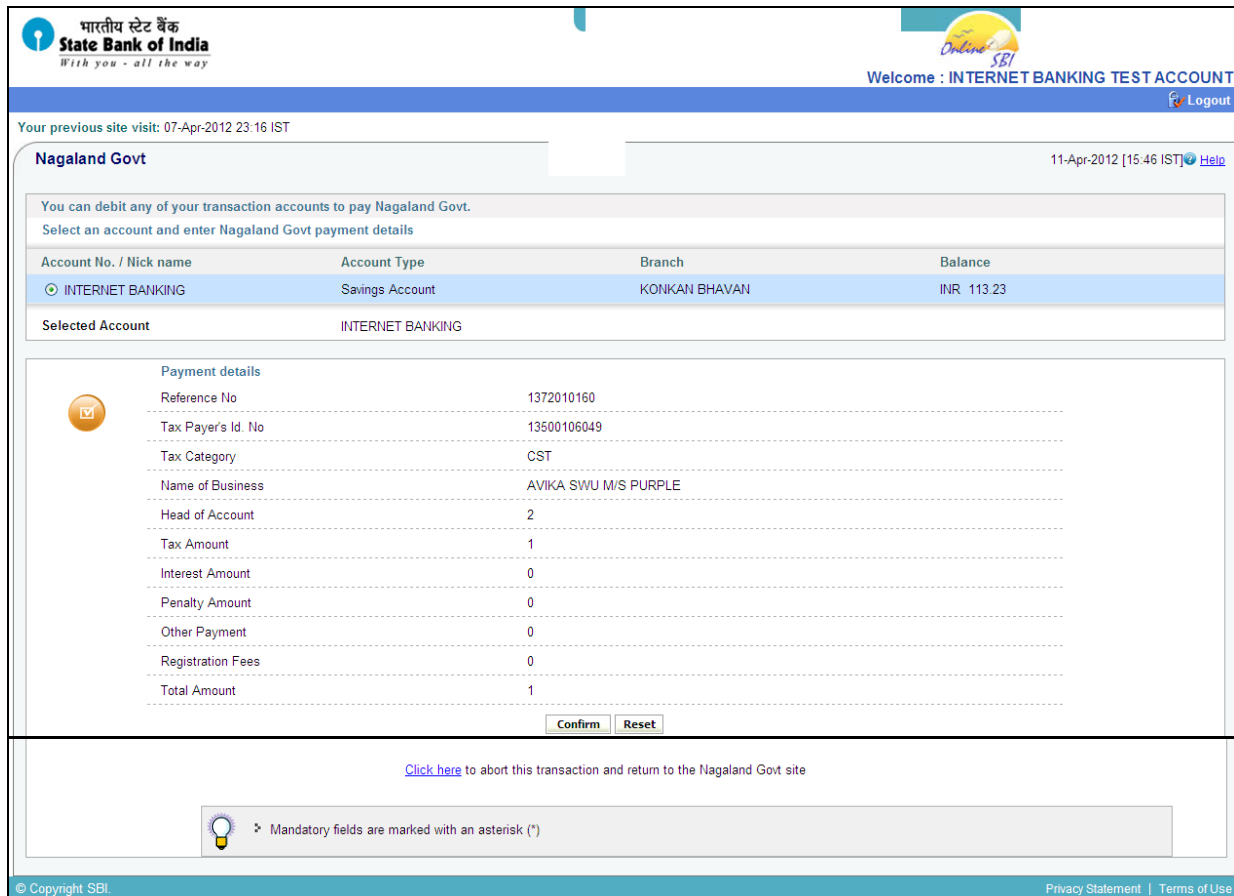
This site uses highly secure 256-bit encryption certified by VeriSign.

Disclaimer: The privity of contract is between you and the service provider. Bank is only facilitating a payment mechanism and is not responsible for any deficiency in service by the service provider.

Mandatory fields are marked with an asterisk (*)
 Do not provide your username and password anywhere other than in this page
 Your user name and password are highly confidential. Never part with them. SBI will never ask for this information.

© Copyright SBI Privacy Statement | Disclosure | Password Management | Security Tips | Terms of Use

Upon entering the User Name and Password, the following screen shall be displayed. The Dealer has to select the account number/nick name, account type, branch and balance and verify the details and click on the button 'Confirm'.



भारतीय स्टेट बैंक
State Bank of India
With you - all the way

Welcome : INTERNET BANKING TEST ACCOUNT [Logout](#)

Your previous site visit: 07-Apr-2012 23:16 IST

Nagaland Govt 11-Apr-2012 [15:46 IST] [Help](#)

You can debit any of your transaction accounts to pay Nagaland Govt.
Select an account and enter Nagaland Govt payment details


Account No. / Nick name	Account Type	Branch	Balance
INTERNET BANKING	Savings Account	KONKAN BHAVAN	INR 113.23

Selected Account: INTERNET BANKING

Payment details


Reference No	1372010160
Tax Payer's Id. No	13500106049
Tax Category	CST
Name of Business	AVIKA SWU M/S PURPLE
Head of Account	2
Tax Amount	1
Interest Amount	0
Penalty Amount	0
Other Payment	0
Registration Fees	0
Total Amount	1


[Click here](#) to abort this transaction and return to the Nagaland Govt site

 Mandatory fields are marked with an asterisk (*)

© Copyright SBI. [Privacy Statement](#) | [Terms of Use](#)

Upon clicking the button 'Confirm', the following screen shall be displayed where the dealer has to confirm the debit account details.


भारतीय स्टेट बैंक
State Bank of India
With you - all the way


Online SBI

Welcome : INTERNET BANKING TEST ACCOUNT

Logout


Your previous site visit: 07-Apr-2012 23:16 IST

Nagaland Govt
11-Apr-2012 [15:47 IST] [Help](#)

Please find below the last three transactions made by you for Nagaland Govt.

Reference No.	Account No.	Branch Name	Transaction Date	Amount (INR)	Status
IK16075926	00000030444052610	KONKAN BHAVAN	11-Apr-2012	1.00	Success
IK15005821	00000030444052610	KONKAN BHAVAN	09-Mar-2012	1.00	Success
IK15005693	00000030444052610	KONKAN BHAVAN	09-Mar-2012	1.00	Success


Verify and confirm Nagaland Govt transaction details


Debit Account Details

Account No.	Description	Branch
00000030444052610	Savings Account	KONKAN BHAVAN

Reference No	1372010160
Tax Payer's Id. No	13500106049
Tax Category	CST
Name of Business	AVIKA SWU M/S PURPLE
Head of Account	2
Tax Amount	1
Interest Amount	0
Penalty Amount	0
Other Payment	0
Registration Fees	0
Total Amount	1

Confirm Back





- ❖ Cut off time for NAGALAND transactions is 8:00 P.M.:IST
- ❖ Any transaction created and/or authorised between 8:00 P.M.:IST and 12:00 A.M.:IST on a particular day will be processed after 8:00 A.M.:IST on the next day.
- ❖ If a transaction is created after 12:00 A.M.:IST and before 8:00 A.M.:IST it will be processed only after 8:00 A.M.:IST on the same day.

[Click here](#) to abort this transaction and return to the Nagaland Govt site

© Copyright SBI.
Privacy Statement | Terms of Use

Once the payment has been made, the following screen shall be displayed. After 10 second the screen for Successful payment shall be displayed. If the dealer wants, he/she can click on the button 'Click Here' mentioned at the bottom of the screen.



भारतीय स्टेट बैंक
State Bank of India
With you - all the way


Online SBI

Welcome : INTERNET BANKING TEST ACCOUNT

Your previous site visit: 07-Apr-2012 23:16 IST

Nagaland Govt
11-Apr-2012 [03:48 IST] [Help](#)


Account Details

Reference No.	IK16075926
Debit Account No.	00000030444052610
Reference No	1372010160
Amount	INR 1.00
Status	Completed Successfully
Debit Branch	KONKAN BHAVAN
Date - Time	11-Apr-2012 15:48 IST

[Click here](#) to return to the Nagaland Govt site. Else, you will be automatically redirected to the Nagaland Govt site in 10 seconds.



Government of Nagaland
Department of Taxes

UNIFY
GOVERNMENT OF NAGALAND

...: e-Payment Verification ...

Payment Details	
Amount Credited to CTD	1
e-Payment Reference No	1372010160
Payment Status	YES
Payment Description	COMPLETED SUCCESSFULLY.
Please note down the Payment Id of Bank	IK16076926
YOUR PAYMENT TRANSACTION IS SUCCESSFUL!	
GOTO MAIN PAGE	
CLICK HERE FOR E-CHALLAN	

If the dealer wants to go to the main page, click on the button 'Go to Main Page', or else if the dealer wants to print the Challan, click on the button 'Click here for e-Challan'. Once the dealer clicks on the button 'Click here for e-Challan', the challan shall be displayed. The dealer can take the print out of the Challan by clicking on the button 'Print'.



Department of Taxes e-Challan

Original

Date : 11/04/2012

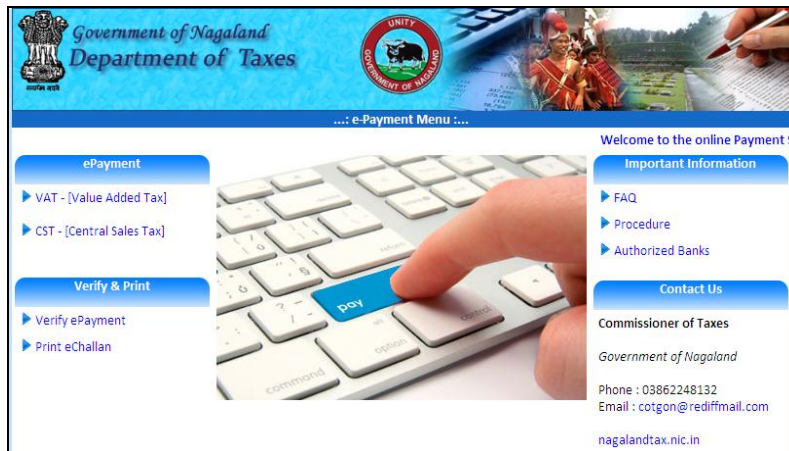
Bank Challan Reference No	00000721104201200126
Name of the bank	STATE BANK OF INDIA
Bank Unique Reference No. (BURN)	IK16076926
Unique Payment Reference No (UPRN)	1372010160
Tax Type	CST
Dealer's	
TIN/REG.No:	13500106049
Name :	AVIKA SWU M/S PURPLE
Period :	JAN-MAR,2012
Details of Payment	
Head of Account	
0040 - Sales Tax	
Tax Amount	1.00
Interest	0.00
Penalty	0.00
Registration Fee	0.00
Others	0.00
TOTAL AMOUNT	1.00
Amount (In Words)	
Rupees : One Only	

PRINT

Main Menu

To verify e-Payment

If the dealer wants to verify the e-Payment, the dealer has to click on the button 'Verify e-Payment'.



Once the dealer clicks on the button, the following screen shall be displayed. The dealer shall enter the e-Payment Ref. no. or TIN/RC no., payment date and the amount. To display the list the dealer has to click on the button 'List'.

Upon clicking on the button 'List', the list shall be displayed. The list displayed shall have the details such as CTD reference number, CTD reference date, TIN number, Trade name, period etc. The dealer shall select the CTD reference number and click on the button 'Verify'.

	CTD REF.No.	CTD REF. DATE	TIN	TRADE NAME	TAX CAT.	PERIOD	TOTAL AMOUNT (Rs.)	BANK CODE	BANK REF.No.	BANK REF. DATE	BANK PAID AMOUNT (Rs.)	STATUS	PAYMENT DESC.
VERIFY	135010159	11/04/2012	13500106049	AVIKA SWU M/S PURPLE	VAT	JAN-MAR 2012	1.00	01	IK16075926	11/04/2012	1.00	YES	COMPLETED SUCCESSFULLY.

Upon clicking the button 'Verify', the message shall be displayed for the successful verification of the transaction.



Government of Nagaland
Department of Taxes




..... Verify e-Payment

e-Payment Ref.No (numeric only)	135010159	OR	
TIN/RC (numeric only)			
Payment Date (dd/mm/yyyy) *	11/04/2012		
Amount (in Rs.)	1		

* - indicates mandatory fields

LIST
EXIT

	CTD REF.No.	CTD REF. DATE	TIN	TRADE NAME	TAX CAT.	PERIOD	TOTAL AMOUNT (Rs)	BANK CODE	BANK REF.No.	BANK REF. DATE	BANK PAID AMOUNT (Rs)	STATUS	PAYMENT DESC.
VERIFY	135010159	11/04/2012	13500106049	AVIKA SWU M/S PURPLE	VAT	JAN-MAR 2012	1.00	01	IK16075926	11/04/2012	1.00	YES	COMPLETED SUCCESSFULLY.

This transaction is already verified and is successful...

To print e-Challan

If the dealer wants to print the e-Challan, the dealer has click on the button 'Print e-Challan'.

Once the dealer clicks on the button, the following screen shall be displayed. The dealer has to enter the CTD ref. no. or RC number, payment date and amount. Once the details are submitted, the dealer shall click on the button 'Challan Print'.

Upon clicking the button 'Challan print', the below displayed screen shall be displayed. The screen displayed shall have the details such as CTD reference number, CTD reference date, TIN number, Trade name, period etc. The dealer shall select the CTD reference number and click on the button 'Print'.

	CTD Ref.No.	CTD Ref. Date	TIN	Trade Name	Tax Cat.	Period	Total Amount (Rs.)	Bank Code	Bank Ref.No.	Bank Ref. Date	Bank Paid Amount (Rs.)	Status	Payment Desc.
PRINT	135010159	11/04/2012	13500106049	AVIKA SWU M/S PURPLE	VAT	JAN-MAR 2012	1.00	01	IK16075926	11/04/2012	1.00	YES	COMPLETED SUCCESSFULLY.



Department of Taxes e-Challan

Form VAT 9

See Rule 44

Original

Date : 11/04/2012

Bank Challan Reference No	00000721104201200124
Name of the bank	STATE BANK OF INDIA
Bank Unique Reference No. (BURN)	IK16075926
Unique Payment Reference No (UPRN)	135010159
Tax Type	VAT
Dealer's	
TIN/REG.No:	13500106049
Name :	AVIKA SWU M/S PURPLE
Period :	JAN-MAR,2012
Details of Payment	
Head of Account	
0040 - Sales Tax	
Tax Amount	1.00
Interest	0.00
Penalty	0.00
Registration Fee	0.00
Others	0.00
TOTAL AMOUNT	1.00
Amount (In Words)	
Rupees : One Only	

[PRINT](#)
[Main Menu](#)